

Glossy
SERIES



BEAUTY OF
COLOUR



**BLACKBERRY
TILES** P.L.

CERAMIC for LUXURY

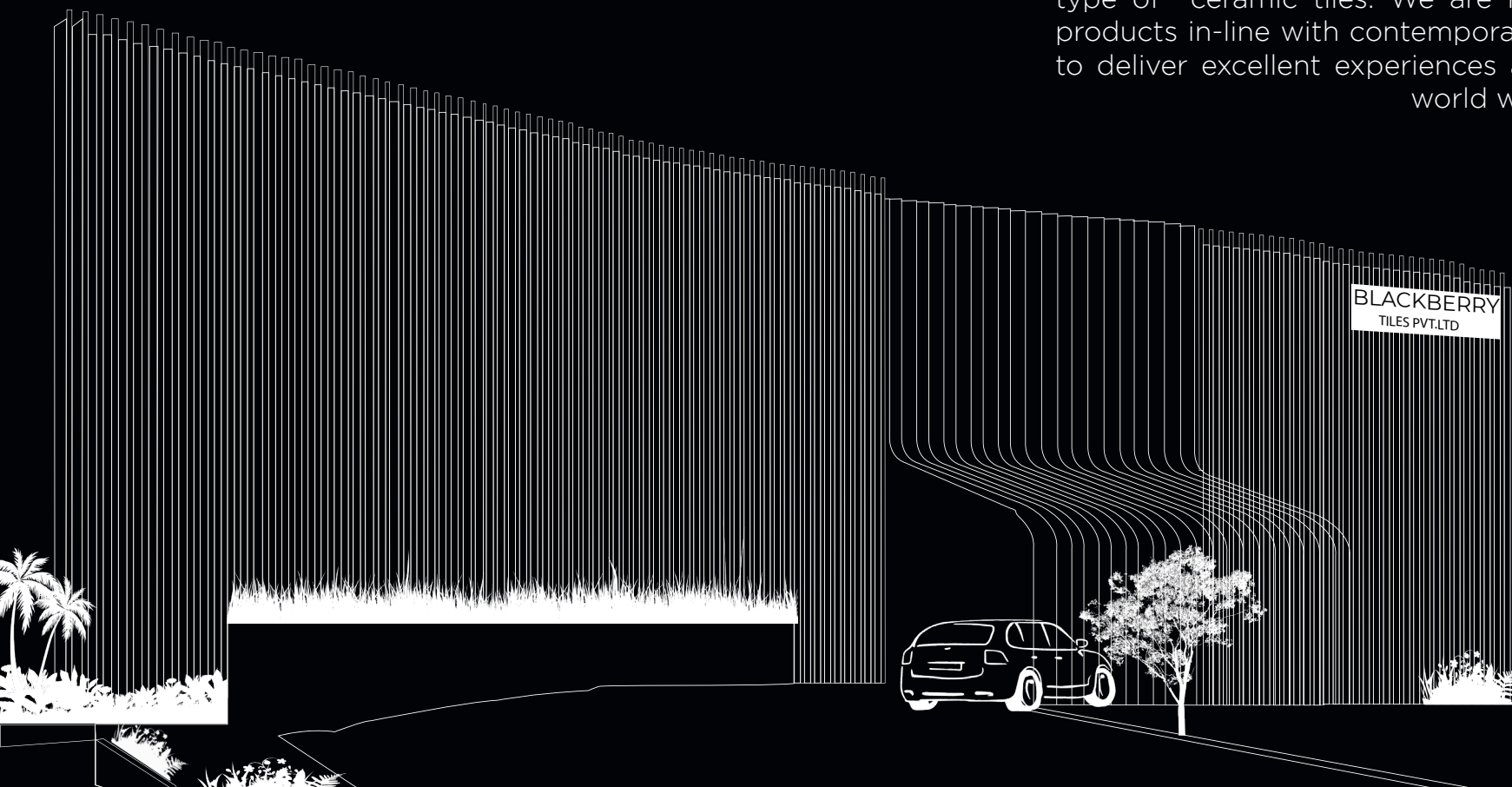
300 x
600MM



www.blackberrytiles.com

Explore the Creative World of Ceramic Art

Blackberry is a uprising manufacturer and exporter of all type of ceramic tiles. We are rooted in India, creating products in-line with contemporary trends of architecture to deliver excellent experiences and lavish all across the world with our vogueish surfaces.



DISPLAY AREA
35K sq.ft

PRODUCTION CAPACITY
25K box per day

BUILDING AREA
65K sq. mtrs

LAND AREA
92K sq. mtrs



EASY TO CLEAN

Matte surface tiles are exempt from frequent cleaning due to the best concealing of smudges and stains.

CHEMICAL RESISTANT

Our chemical-resistant tiles provide great durability against abrasion, anti-skid qualities for worker safety, and an attractive appearance.

SCRATCH RESISTANT

When it comes to the scratch resistance feature, it will win the top spot. A Matte surface prevents scratches.

FROST RESISTANT

Frost-resistant tiles are not damaged by extremely low temperatures. tile has the ability to endure freeze/thaw temperatures without significant harm.

STAIN RESISTANT

The most appealing aspect of matt finish tiles is that they require no maintenance.



300 x
600MM

www.blackberrytiles.com

Glossy
SERIES

Masters of contemporary home styles

Inspired by the likeliness of natural marble, the polished surface offers numerous options and glitter your dream home

Application Areas



OFFICE
TABLE



STAIRCASE



WALL



SHELVES



LIVING
ROOM




FLOOR

www.blackberrytiles.com



SR GL 8049



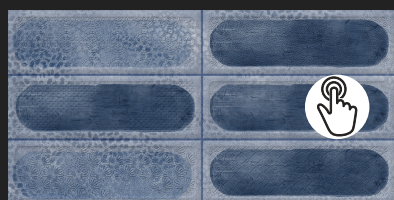
SR GL 8055



SR GL 8076



SR GL 8082




SR GL 8088



SR GL 8094



SR GL 8050




SR GL 8056



SR GL 8077



SR GL 8084




SR GL 8090



SR GL 8095




SR GL 8052



SR GL 8072



SR GL 8080



SR GL 8086



SR GL 8091



SR GL 8053





SR GL 8073

Finish:
Glossy


Size:
300 x 600MM

WIDE RANGE



Glossy
SERIES

300 x
600MM



SR GL 8049

RANDOM

SR GL 8049

Finish:
Glossy

Size:
300 x 600MM



Random:
1 face



SR GL 8049 FL
Finish: **Antiskid Matt**


**300 x
300mm**





Glossy
SERIES

300 x
600MM




SR GL 8050

RANDOM


SR GL 8050

Finish:	Size:	Random:
Glossy	300 x 600MM	1 face



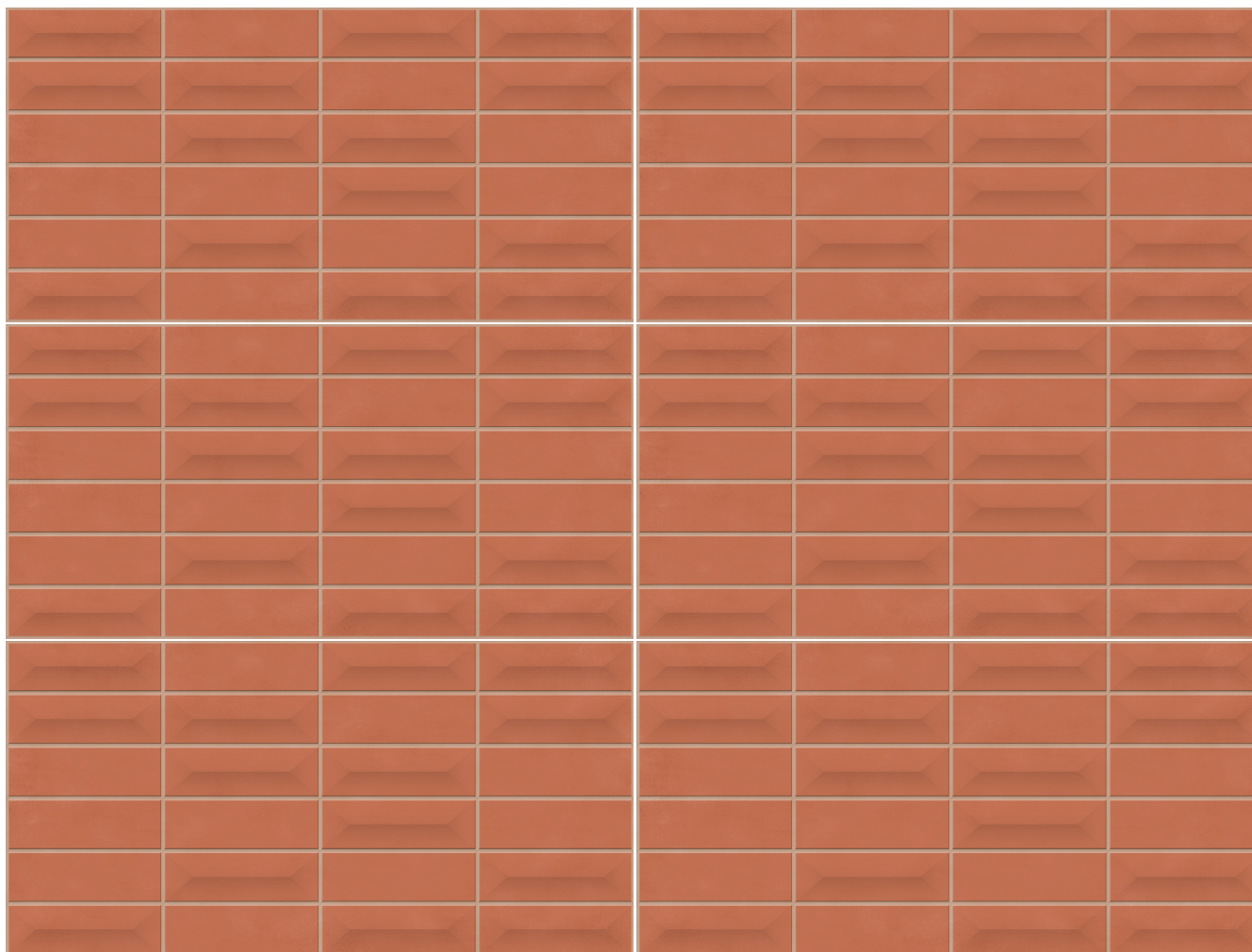
SR GL 8050 FL
Finish: **Antiskid Matt** **300 x 300mm**





Glossy
SERIES

300 x
600MM



SR GL 8052


RANDOM

SR GL 8052

Finish:
Glossy


Size:
300 x 600MM


Random:
1 face



SR GL 8052 FL
Finish: **Antiskid Matt**


**300 x
300mm**





Glossy
SERIES

300 x
600MM



SR GL 8053 LT

RANDOM

SR GL 8053

Finish:
Glossy

Size:
300 x 600MM


Random:
1 face




SR GL 8053 FL
Finish: **Antiskid Matt**

**300 x
300mm**







SR GL 8055

RANDOM

SR GL 8055

Finish:
Glossy

Size:
300 x 600MM


Random:
1 face



SR GL 8055 FL
Finish: **Antiskid Matt**


**300 x
300mm**





Glossy
SERIES

300 x
600MM




SR GL 8056

RANDOM

SR GL 8056



Finish: Glossy	Size: 300 x 600MM	Random: 1 face
--------------------------	-----------------------------	--------------------------



SR GL 8056 FL
Finish: **Antiskid Matt**

**300 x
300mm**





Glossy
SERIES

300 x
600MM

Glossy
SERIES



SR GL 8072
SR GL 8074 HL


RANDOM

SR GL 8072

Finish:
Glossy

Size:
300 x 600MM


Random:
1 face



SR GL 8072 FL
Finish: **Antiskid Matt**

**300 x
300mm**





Glossy
SERIES

300 x
600MM



SR GL 8073
SR GL 8074 HL

RANDOM

SR GL 8073

Finish:
Glossy

Size:
300 x 600MM


Random:
1 face



SR GL 8073 FL
Finish: **Antiskid Matt**

**300 x
300mm**





Glossy
SERIES

300 x
600MM

Glossy
SERIES



SR GL 8076
SR GL 8074 HL

RANDOM

SR GL 8076

Finish:
Glossy

Size:
300 x 600MM

Random:
1 face





SR GL 8076 FL
Finish: **Antiskid Matt**

**300 x
300mm**

Caryn

CLOTHES & ACCESSORIES

RECEPTION



Glossy
SERIES

300 x
600MM

Glossy
SERIES



SR GL 8077
SR GL 8074 HL

RANDOM

SR GL 8077

Finish:
Glossy

Size:
300 x 600MM



Random:
1 face



SR GL 8077 FL
Finish: **Antiskid Matt**

**300 x
300mm**






Glossy
SERIES

300 x
600MM

Glossy
SERIES



SR GL 8080
SR GL 8080 HL

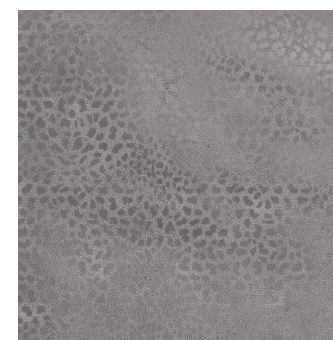
RANDOM

SR GL 8080

Finish:
Glossy

Size:
300 x 600MM


Random:
1 face



SR GL 8080 FL
Finish: **Antiskid Matt**


**300 x
300mm**





Glossy
SERIES

300 x
600MM



SR GL 8082
SR GL 8082 HL

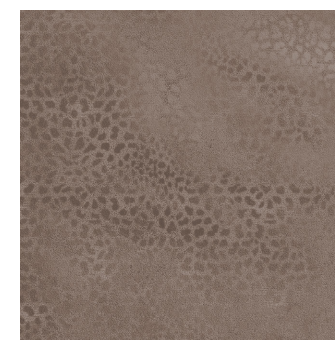
RANDOM

SR GL 8082

Finish:
Glossy

Size:
300 x 600MM


Random:
1 face




SR GL 8082 FL
Finish: **Antiskid Matt**

**300 x
300mm**







SR GL 8084
SR GL 8084 HL

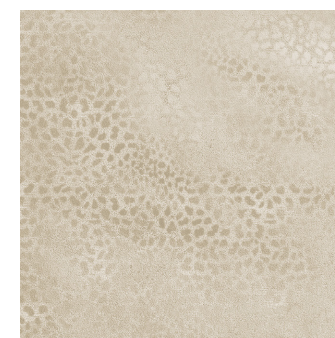
RANDOM

SR GL 8084

Finish:
Glossy

Size:
300 x 600MM



Random:
1 face



SR GL 8084 FL
Finish: **Antiskid Matt**

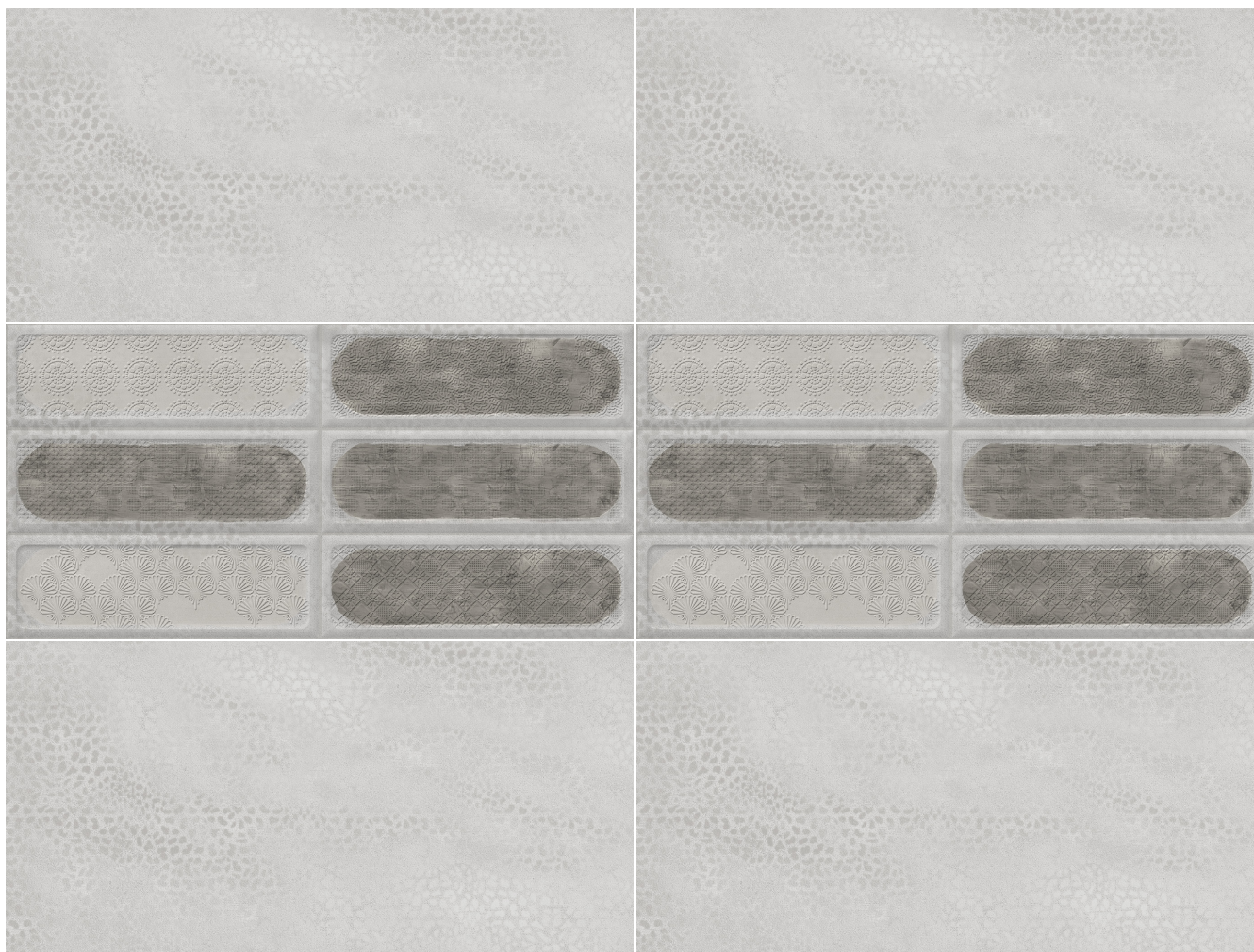
**300 x
300mm**





Glossy
SERIES

300 x
600MM



SR GL 8086
SR GL 8086 HL

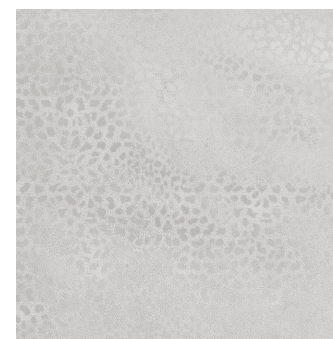
RANDOM

SR GL 8086

Finish:
Glossy

Size:
300 x 600MM


Random:
1 face




SR GL 8086 FL
Finish: **Antiskid Matt**

**300 x
300mm**





Glossy
SERIES



SR GL 8088
SR GL 8088 HL

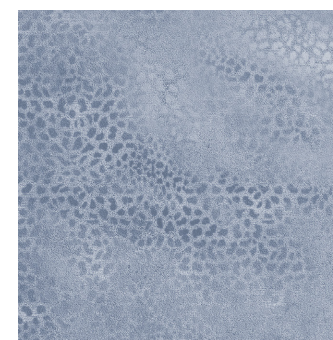
RANDOM

SR GL 8088

Finish:
Glossy

Size:
300 x 600MM

Random:
1 face




SR GL 8088 FL
Finish: **Antiskid Matt**

**300 x
300mm**



RECEPTION






Glossy
SERIES

300 x
600MM

Glossy
SERIES



SR GL 8090

RANDOM

SR GL 8090

Finish:	Size:	Random:
Glossy	300 x 600MM	1 face



SR GL 8090 FL
Finish: **Antiskid Matt** 300 x 300mm





Glossy
SERIES

300 x
600MM



SR GL 8091
SR GL 8092 HL

RANDOM

SR GL 8091

Finish:
Glossy

Size:
300 x 600MM

Random:
1 face



SR GL 8091 FL
Finish: **Antiskid Matt**

**300 x
300mm**





Glossy
SERIES

300 x
600MM



SR GL 8094
SR GL 8092 HL

RANDOM

SR GL 8094

Finish:
Glossy

Size:
300 x 600MM


Random:
1 face



SR GL 8094 FL
Finish: **Antiskid Matt**


**300 x
300mm**





Glossy
SERIES

300 x
600MM



SR GL 8095
SR GL 8092 HL

RANDOM

SR GL 8095

Finish:
Glossy

Size:
300 x 600MM

Random:
1 face



SR GL 8095 FL
Finish: **Antiskid Matt**

**300 x
300mm**



Technical Specifications


Sr. No.	CHARACTERISTIC	EURO Standard EN-159/IS13759	BLACKBERRY Value
Dimension & Surface Quality			
1	Dimension & Surface Quality	0.5 %	0.4 %
2	Deviation in thickness	0.6 %	0.3 mm
3	Straightness of sides	0.3 %	0.2 %
4	Rectangularity	0.5 %	0.3 %
5	Surface flatness	0.5 %	0.3 %
6	Surface Quality	Min. 95 %	Min. 96 %
Physical Properties			
1	Water Absorption	>0.10%	12-15%
2	Bending Strength	>150 kg./Cm ²	>150-180 kg./Cm ²
3	Scratch Hardness (mohs scale)	Min. 3	Min. 3
4	Crazing Resistance	1 Cycle	No Crazing upto 4 Cycle
Chemical Properties			
1	Staining Resistance	Min. Class 2	Resistant to all Acids and Alkalies & Household Chemical, except Hydro Flouric Acid
2	Impact Resistance	Min. Class B	
Thermo Hydrometric Properties			
1	Thermal Shock Resistance	Resistant 10 Cycle	Conforms
2	Thermal Expansion	Max. 9E-06	Conforms

PACKING DETAILS

NOMINAL SIZE	THICKNESS	NO. OF TILES PER BOX	COVERAGE AREA / BOX	WEIGHT PER BOX
300 x 600 mm	09 mm	5 Pcs.	0.90 Sq. Mtr.	14kg.
300 x 300 mm	09 mm	10 Pcs.	0.90 Sq. Mtr.	14kg.

NOTES: Colour Shown are as accurate as the limitations of the printing process will allow. Prospective customers are advised to inspect a sample of the tile before ordering. Every effort has been made to ensure the accuracy of the information given. However, the company reserve the right of change the specification without prior notice. Sometime variation in shade or size being inherent to ceramic industry may occur. Before fixing, we advise you to follow the fming instructions in the cartons of the tiles as no responsibility can be accepted by the company once the tiles have been fixed

GENERAL NOTE: Any Complaint must be brought to the company's notice within 10 days of purchase & before fixing of tiles.



BLACKBERRY
TILES^{P.L.}

CERAMIC for LUXURY

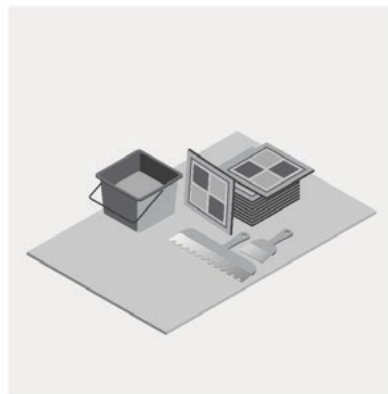


Tiles Fixing Instructions

1. All the tiles must be checked prior to fixing for quality, batch no. and choice.
2. Plaster the surface of the floor to be tiled and allow curing atleast two weeks before tiling.
3. While fixing pick tiles from various boxes alternatively, lay them in the desired patterns and make sure that they give an acceptable blend of colour and design. Please note that shade variation is inherent in manufacturing tiles.
4. For fixing tiles we recommend to use the fixing adhesives or equivalent product for the best result.
5. For fixing tiles in floor using conventional method, we suggest the following laying instruction:
 - A: Use cement and sand mortar in the ratio 1:4. Add water to create a consistent paste.
 - B: Apply 20-25MM of bedding materials over the floor area of 1.0 SQM at a time.
 - C: Apply a thin coat of the slurry on the back of the tile to ensure proper and full bedding. Press gently for even adherence of the tiles with surface.Do not use any heavy materials like iron or hammer to press tile.
- 6: For fixing the tools on Dado, we recommend the use of adhesive or equivalent materials.
- 7: Allow 3-4 days of bed curing after Laying tiles and later fill the joints with grout.
- 8: We recommend maintaining a joint gap of 1-2mm between the tiles to allow possible thermal expansion at later stage.
- 9: Please note that company will not accept any liability in case of any problems arising out of adherence of above fixing instructions.



Step-1
Surface Preparation



Step-2
Preparation of Subgrade



Step-3
Laying of tiles on the Surface




Step-4
Post Tiling Work



Cleaning after Laying

We suggest a good initial cleaning after the laying on the floor or wall, this is very important for removing residual grouting and the normal dirt coming from the building works.

We suggest the use of a cementitious descaler, that is a lightly acid product that doesn't emit fumes that are harmful for the user and that can attack joints. In case of material layed with epoxy or resinous grouting, we recommend to clean after laying with specific detergent.



Regular Maintenance

For a good cleaning of the floor we suggest the use of a natural detergent with a high cleaning power. In case of strong dirty and encrusted by the time, we recommend to consult the following scheme to find the perfect solution to every situation

Recommendations

Drying Process

Once the tiles have been grouted and any excess grout cleaned off, it is important to wait the stipulated time before using the tiled surface; in other words, any cleaning should wait until the tiled surface is completely dry. We recommend waiting 5 days before cleaning in readiness for full use.

Damage Prevention

Measures should also be taken to protect the newly tiled surface against mechanical or chemical damage resulting from subsequent work by other professionals or later installations. Damage can be prevented by covering the floor tiles with thick cardboard or similar material.

Protection from Liquid

The newly tiled surface must be protected from water and damp while the adhesive and grouting materials are maturing and hardening. This is particularly important in outside spaces and areas where there is a risk of freezing.

Cleaning Products

For the final cleaning of the tiled surface, the products used should be compatible with the chemical resistance of the tiles. Avoid solid detergents with abrasive particles and solutions containing hydrofluoric acid, which attacks the glaze and causes irreversible damage to the ceramic tile.

TYPE OF DIRT

Cement, Kalkstein, metal tracer, rust
Residuals, stains and halos of epoxi joints
Grease, tire marks, colours, marker, etc.
Grafitis

PRODUCT

Cementitious descaler
Epoxi descaler
Non soap degrease
Acetone and antigraffiti star

Size-able Showcase




The intricacies of size and design affect the whole outlook and we understand your concern about the size specifications quite well. Also, the design that's uniform and long-lasting has a greater impact on your investment. Choose Blackberry Tiles and you need not worry about anything. Just let us know what you need

1200 X 1800mm	GVT
800 X 1600mm	GVT
600 X 1200mm	GVT
600 X 600mm	GVT
300 X 600mm	CERAMIC WALL TILES
300 X 450mm	CERAMIC WALL TILES
300 X 300mm	CERAMIC WALL TILES / FLOOR TILES



*upcoming



CERAMIC  LUXURY

BLACKBERRY TILES PVT. LTD.

Admin Office

Jetpar Pipli Road, Sapar, Morbi-363642. Gujarat - INDIA

Customer Care No.: +91 90999 86724



Click for visit:
www.blackberrytiles.com

Super Made
in India 